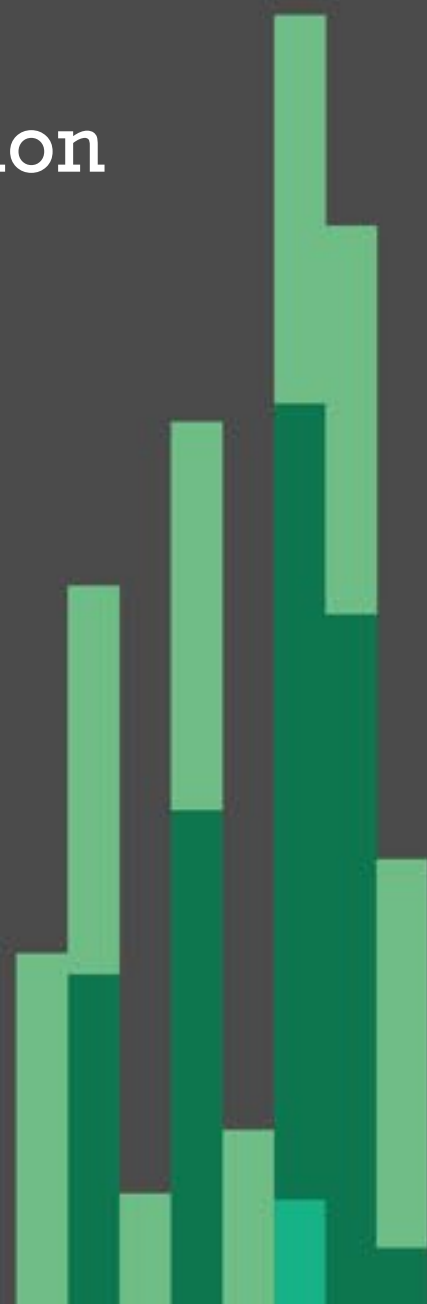
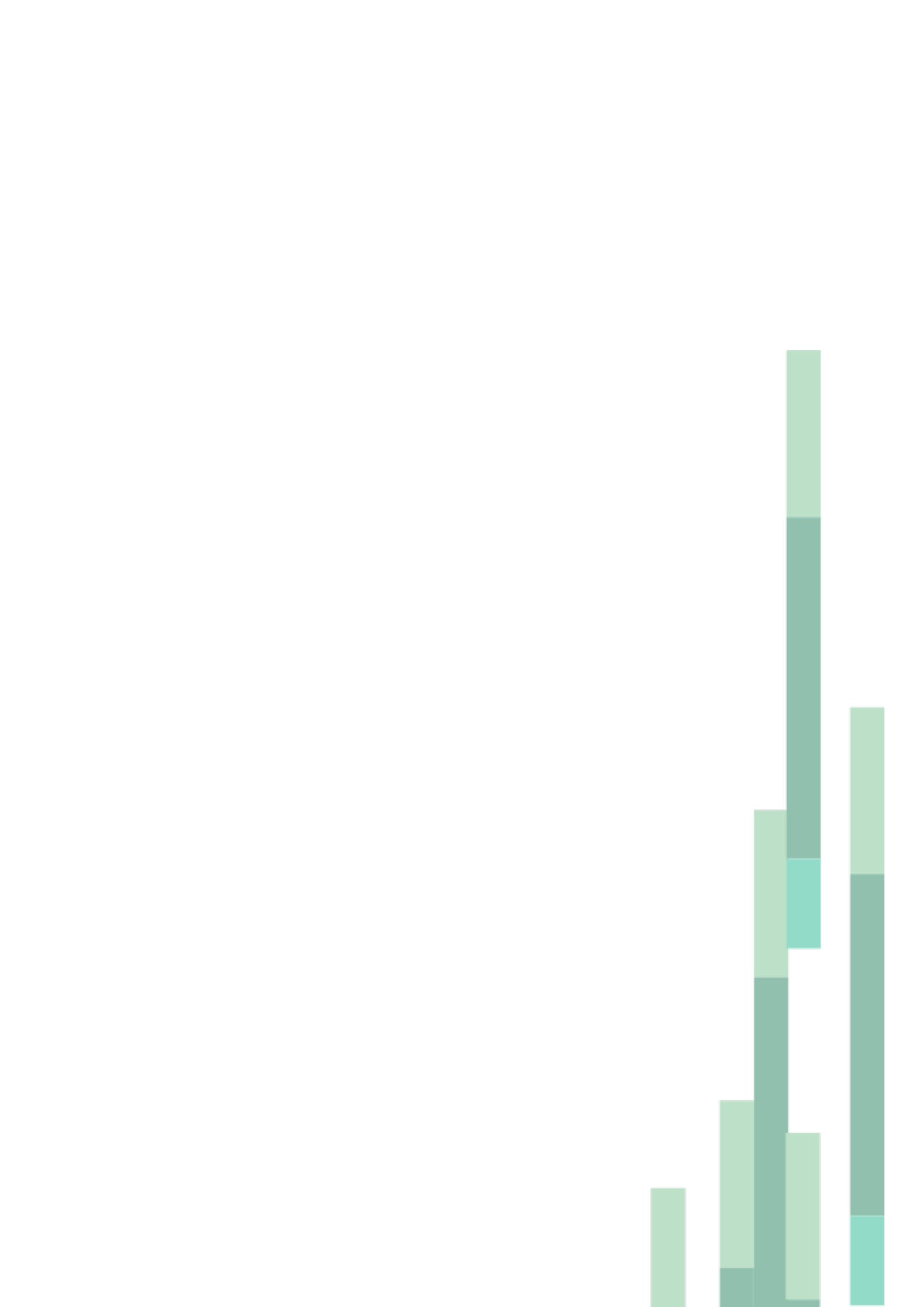

Victorian
Independent
Remuneration
Tribunal

Members of Parliament (Victoria) Annual Adjustment Determination 2025

Statement of Reasons





Contents



Abbreviations and glossary	2
Summary	3
1 Context.....	5
1.1 The Tribunal’s approach	5
2 Factors considered	7
2.1 Current and projected economic conditions and trends	7
2.2 Financial position and fiscal strategy of the State of Victoria.....	10
2.3 Wages Policy	11
2.4 Matters raised in submissions	11
2.5 Other relevant considerations.....	12
3 Tribunal’s decisions	14
3.1 Adjustments to basic salary, additional salaries and expense allowance	14
3.2 Adjustments to the value of work-related parliamentary allowances and the EO&C Budget	14
3.3 Conclusion.....	18
References	19
Members of Parliament (Victoria) Annual Adjustment Determination 2025	23
Schedule A — Additional salary and expense allowance rates	25

Abbreviations and glossary



Term or abbreviation	Definition
2025 MP Annual Adjustment Determination	<i>Members of Parliament (Victoria) Annual Adjustment Determination 2025</i>
2025-26 Budget	<i>Victorian Budget 2025-26</i>
ABS	Australian Bureau of Statistics
Comprehensive Determination	<i>Members of Parliament (Victoria) Determination No. 01/2023</i>
CPI	Consumer Price Index
DPS	Department of Parliamentary Services
DTF	Department of Treasury and Finance
EA	Enterprise Agreement
EO&C Budget	Electorate Office and Communications Budget
FWC	Fair Work Commission
GDP	Gross Domestic Product
GSP	Gross State Product
PASA	Parliamentary accommodation sitting allowance
MP	Member of the Parliament of Victoria
MP Guidelines	<i>Members of Parliament (Victoria) Guidelines No. 02/2024</i>
p.a.	per annum
RBA	Reserve Bank of Australia
TIC	Tasmanian Industrial Commission
Tribunal	Victorian Independent Remuneration Tribunal
VAGO	Victorian Auditor-General's Office
VPS	Victorian Public Service
VIRTIPS Act	<i>Victorian Independent Remuneration Tribunal and Improving Parliamentary Standards Act 2019 (Vic)</i>
Wages Policy	Wages Policy and the Enterprise Bargaining Framework
WPI	Wage Price Index

Summary



The Victorian Independent Remuneration Tribunal has made a Determination providing for an annual adjustment to the salaries and allowances payable to Members of the Parliament of Victoria (MPs). In making this Determination, the Tribunal strives to achieve fair and reasonable recompense for MPs in performing their public duties.

The Tribunal has increased the value of the salaries payable to MPs by 3 per cent from 1 July 2025. The basic salary payable to all MPs is \$211,972 per annum, with additional salaries payable to specified parliamentary office holders ranging from \$8,479 to \$236,525 per annum.

The Tribunal has also increased the expense allowance for eligible specified parliamentary office holders by 3 per cent, with the value of this allowance ranging from \$3,793 to \$64,475 per annum.

The full list of additional salaries and expense allowances for specified parliamentary office holders is in Schedule A of the Determination.

This Statement of Reasons outlines the Tribunal's consideration of the following factors set out in legislation:

- the Victorian Government's wages policy
- the financial position and fiscal strategy of the State of Victoria
- current and projected economic conditions and trends
- submissions received in relation to the proposed Determination.

The Tribunal considered the current Wages Policy and the Enterprise Bargaining Framework in light of the current fiscal strategy of the State of Victoria. The Tribunal noted the Victorian Government's projections for key fiscal aggregates reported in the *Victorian Budget 2025-26*, including the operating balance and net debt.

The Tribunal noted recent data that show economic growth remains subdued. However, headline inflation has now moderated and sits within the Reserve Bank of Australia's target range of between 2 and 3 per cent. At the same time, higher wages growth has been reflected in increases in real wages.

Stakeholders who expressed a view on changes to MP salaries suggested that they should be limited to current — and previous — government wages policy.

The Tribunal also noted the Fair Work Commission’s decision to increase the National Minimum Wage and modern award minimum wages by 3.5 per cent from 1 July 2025, and recent remuneration adjustments for MPs in other Australian jurisdictions.

MPs are also eligible to receive several work-related parliamentary allowances and an Electorate Office and Communications Budget (EO&C Budget) to support them in undertaking their public duties, which include parliamentary and electorate business.

The travel, commercial transport and international travel allowances and the EO&C Budget are available to MPs on a reimbursement basis up to a maximum value. However, the full amount of the electorate allowance, parliamentary accommodation sitting allowance and motor vehicle allowance are paid to eligible MPs irrespective of expenditure incurred.

The Tribunal adjusted the values of work-related parliamentary allowances in line with relevant price movements in the Victorian economy, as set out below:


Work-related parliamentary allowance	Change (%)	Value (or range) (\$ p.a.)
Electorate allowance	2.3	47,716 to 57,160
Parliamentary accommodation sitting allowance	2.3	28,201 to 56,401
Motor vehicle allowance	Nil	24,015 to 36,184
Commercial transport allowance	Nil	5,372 to 18,507
International travel allowance	2.3	11,410

The value of the travel allowance continues to be linked to the ‘travelling allowance’ rates set by the Commonwealth Remuneration Tribunal.

Finally, the Tribunal has adjusted the formula for the EO&C Budget to reflect movements in relevant costs. The effective rate per voter has been increased by 2.3 per cent.

For ease of reference, the Tribunal has published the current values of MP salaries and allowances on its website, incorporating the values set in the 2023 Comprehensive Determination and changes in subsequent annual adjustments.

1 Context



The Tribunal is required to make an annual adjustment to the values of the salaries and allowances payable to MPs set in a Determination under the *Victorian Independent Remuneration Tribunal and Improving Parliamentary Standards Act 2019* (Vic) (VIRTIPS Act).¹

The Determination in effect is the *Members of Parliament (Victoria) Determination No. 01/2023* (Comprehensive Determination), which was made in June 2023.² The Tribunal has made one annual adjustment — in July 2024 — to the values set in the Comprehensive Determination.³

These determinations set the values of the following salaries and allowances:

- basic salary
- additional salaries for specified parliamentary office holders
- expense allowance for certain specified parliamentary office holders
- electorate allowance
- parliamentary accommodation sitting allowance (PASA)
- travel allowance
- motor vehicle allowance
- commercial transport allowance
- international travel allowance
- Electorate Office and Communications Budget (EO&C Budget).

The Tribunal is required to include a statement of reasons in a Determination.⁴ This Statement of Reasons relates to the *Members of Parliament (Victoria) Annual Adjustment Determination 2025* (2025 MP Annual Adjustment Determination).

1.1 The Tribunal's approach

The Tribunal published notice of its intention to make a Determination on its website in March 2025. The notice contained a summary of the matters the Tribunal was required to consider and called for submissions by 4 April 2025.

¹ VIRTIPS Act, s 18.

² Tribunal (2023).

³ Tribunal (2024a).

⁴ VIRTIPS Act, s 24(3).

The Tribunal also directly sought submissions from MPs via the Clerks of the Victorian Parliament.

Chapter 2 of the Statement of Reasons sets out the Tribunal's consideration of the following legislative matters:⁵

- any statement or policy issued by the Government of Victoria which is in force with respect to its wages policy (or equivalent) and the remuneration and allowances of any specified occupational group
- the financial position and fiscal strategy of the State of Victoria
- current and projected economic conditions and trends
- submissions received in relation to the proposed Determination.

Chapter 3 contains the Tribunal's decisions on the values of the salaries and allowances payable to MPs and the value of the EO&C Budget.

⁵ VIRTIPS Act, s 24(2).

2 Factors considered



This chapter summarises the legislative and other factors that the Tribunal has considered in determining its adjustment to the salaries and allowances payable to MPs.

2.1 Current and projected economic conditions and trends

The Tribunal's discussion of current and projected economic conditions has been informed by a range of sources, including:

- the latest data on key economic indicators published by the Australian Bureau of Statistics (ABS)
- statements by the Reserve Bank of Australia (RBA)
- the latest Commonwealth and Victorian budgets.

Economic growth is still subdued but may be showing early signs of recovery

Economic growth has slowed in Victoria and Australia and remains below the long-term average growth rate.⁶ In the year to the March quarter 2025, growth in Australia's real Gross Domestic Product (GDP) was 1.3 per cent.⁷

In its latest statement on monetary policy, the RBA noted that the economic outlook remains uncertain, with ongoing volatility in international markets.⁸ The RBA forecasts that economic activity in Australia will pick up over 2025 as consumption recovers — but potentially slower than previously expected — and public demand continues to support growth.⁹ The RBA forecasts that GDP will increase by 2.1 per cent through the year to December 2025, and by 2.2 per cent through the years to June 2026 and June 2027.¹⁰

⁶ Real GDP - annual change, average value over the period from 2000 to 2019 (inclusive).

⁷ ABS (2025a).

⁸ RBA (2025), p. 1.

⁹ RBA (2025), p. 1.

¹⁰ RBA (2025), p. 4.

The *Victorian Budget 2025-26* (2025-26 Budget) noted that a pickup in economic activity is underway in Victoria, despite cost-of-living pressures and elevated interest rates.¹¹ Victoria's real Gross State Product (GSP) is forecast to grow by 2 per cent in 2024-25.¹²

The 2025-26 Budget forecasts that economic growth in Victoria will strengthen in 2025-26, with forecast real GSP growth of 2.5 per cent.¹³ Activity is expected to be driven by increased household consumption, reflecting higher real household disposable income, lower inflation and expected further easing in interest rates.¹⁴

Inflation has moderated and now sits inside the RBA's target range

Inflation outcomes in Australia have moderated, with the Consumer Price Index (CPI) increasing by 2.4 per cent over the year to the March quarter 2025 — within the RBA's 2–3 per cent target range.¹⁵ Trimmed mean inflation was 2.9 per cent for the year to the March quarter 2025, down from 3.3 per cent in the year to the December quarter 2024.¹⁶

The RBA forecasts that inflation will settle around the middle of the target range, although CPI growth is expected to increase for a short period when cost-of-living support measures end.¹⁷

Inflation has also moderated in Victoria, with the Melbourne CPI rising 2.3 per cent over the year to the March quarter 2025.¹⁸

The 2025-26 Budget forecasts Melbourne CPI growth to average 2.75 per cent in both 2025-26 and 2026-27, before slowing to an average of 2.5 per cent from 2027-28.¹⁹

¹¹ DTF (2025), p. 17.

¹² DTF (2025), p. 20.

¹³ DTF (2025), p. 2.

¹⁴ DTF (2025), p. 2.

¹⁵ ABS (2025b).

¹⁶ ABS (2025b).

¹⁷ RBA (2025), p. 4.

¹⁸ ABS (2025b).

¹⁹ DTF (2025), p. 18.

Nominal wages growth continues to moderate

The Victorian labour market is strong, with both the share of working-age Victorians in employment and participation remaining at historically high levels.²⁰ Unemployment remains low, although it has risen moderately over the past year, as growth in labour supply has exceeded labour demand. Long-term unemployment and youth unemployment have risen moderately but remain below their long-term averages.²¹

Nominal wages growth in Australia continues to moderate. After peaking at 4.3 per cent in the December quarter 2023, annual growth in the Wage Price Index (WPI) was 3.4 per cent in the March quarter 2025.²²

The RBA forecasts annual WPI growth to ease gradually to 3 per cent by December 2026.²³ Private sector wages growth is expected to slow as labour market conditions ease, while public sector wages growth is expected to remain elevated in 2025 — as several large enterprise agreements (EAs) are negotiated — before easing.²⁴

Wages in Victoria — as measured by the Victorian WPI — grew by 3.3 per cent over the year to the March quarter 2025.²⁵ The 2025-26 Budget noted that future growth is expected to be supported by ongoing low unemployment and the earlier period of elevated inflation continuing to be factored into wage negotiations.²⁶ Annual growth in the Victorian WPI is expected to average 3.25 per cent from 2025-26 through to 2028-29.²⁷

While wages growth in Victoria has been above inflation in the past two quarters, wages are still lower in real terms than in 2020.²⁸ Wages growth is forecast to exceed inflation over the 2025-26 Budget forecast period.²⁹

²⁰ DTF (2025), p. 27.

²¹ DTF (2025), p. 27. “Long-term unemployment” means those unemployed for more than a year.

²² ABS (2025c).

²³ RBA (2025), p. 62.

²⁴ RBA (2025), p. 61.

²⁵ ABS (2025c).

²⁶ DTF (2025), p. 30.

²⁷ DTF (2025), p. 18.

²⁸ DTF (2025), p. 30.

²⁹ DTF (2025), p. 18.

2.2 Financial position and fiscal strategy of the State of Victoria

In the 2025-26 Budget, the Victorian Government provided an update on its five-step fiscal strategy to restore the State's finances following the COVID-19 pandemic.³⁰

- Step 1: creating jobs, reducing unemployment and restoring economic growth
- Step 2: returning to an operating cash surplus
- Step 3: returning to operating surpluses
- Step 4: stabilising net debt levels as a proportion of GSP
- Step 5: reducing net debt as a proportion of GSP.

The Government achieved Step 2 of its fiscal strategy by delivering operating cash surpluses consecutively across 2022-23 and 2023-24, and is forecasting surpluses across the forward estimates.³¹

The net result from transactions for the general government sector is forecast to be in surplus by \$0.6 billion in 2025-26 (Step 3). This is smaller than previously expected due to additional expenditure on health services and cost-of-living measures.³² Further surpluses are expected across the forward estimates.

Net debt is forecast to increase to \$194 billion by June 2029, but is expected to stabilise and then decline as a proportion of GSP by the end of the forward estimates, consistent with Steps 4 and 5 of the fiscal strategy.³³ Net debt as a proportion of GSP is forecast to reach 25.2 per cent by June 2027, before declining to 24.9 per cent by June 2029.³⁴

Independent Review of the Victorian Public Service

The Victorian Government has established an independent review to make recommendations to Government on how to reduce program expenditure and return the Victorian Public Service towards its pre-pandemic share of employment.

³⁰ DTF (2025), p. 42.

³¹ DTF (2025), p. 42.

³² DTF (2025), p. 42.

³³ DTF (2025), p. 42.

³⁴ DTF (2025), p. 42.

The interim recommendations from the review have been reflected in the 2025-26 Budget. These include:

- corporate savings from non-frontline functions across government
- consolidation of duplicative or similar functions across departments and agencies, making it easier for the community and industry to engage with government
- ceasing or scaling back activities and functions where their original aims have been achieved.

The final report and recommendations will be provided by 30 June 2025.³⁵

2.3 Wages Policy

The Tribunal is required by the VIRTIPS Act to consider the government's wages policy.

The Wages Policy and the Enterprise Bargaining Framework (Wages Policy) sets out the parameters within which Victorian public sector employers are required to bargain and make EAs.³⁶

The key features of the current Wages Policy, which was introduced in April 2023, are:

- increases in wages and conditions will be funded at a rate of growth of 3 per cent per annum over the life of an agreement
- in addition to annual wage increases, a separate lump sum cash payment will be available, equivalent to 0.5 per cent of overall agreement costs.

2.4 Matters raised in submissions

The Tribunal received four submissions and the matters raised by submitters were that:

- increases to remuneration for MPs should be limited to current — and historic — government wages policy
- there should be an increase in accommodation and travel allowances for MPs to better fulfil their representative responsibilities

³⁵ State Government of Victoria (2025).

³⁶ IRV (2023).

- an increase to the EO&C Budget should be considered due to increased postage costs
- a review of the scope and value of the ‘standard electorate office fit out’ (standard fit out) provided by the Department of Parliamentary Services (DPS) and its relationship to the EO&C Budget, should be undertaken to provide appropriate support for MPs and their staff.

In response to these submissions, and without commenting on their merit or otherwise, the Tribunal notes that issues relating to the standard fit out rest with DPS rather than the Tribunal. The Tribunal also considers that any issues relating to the boundary between the standard fit out and the EO&C Budget are best addressed in the next comprehensive determination of MP salaries and allowances which, under the VIRTIPS Act, will be made in 2027.

2.5 Other relevant considerations

Adjustments in other jurisdictions

At the time of making this Determination, three Australian jurisdictions have announced adjustments to the salaries paid to MPs.

From 1 July 2025, the salaries payable to:

- Queensland MPs will increase by 3 per cent³⁷
- ACT MPs will increase by 2 per cent.³⁸

In May 2025, the Tasmanian Industrial Commission (TIC) determined that Tasmanian MPs should receive a one-off 22.36 per cent increase in basic salary.³⁹ This is based on the annual increases in the Tasmanian WPI over the period from 1 July 2018 to 30 June 2025 and is equivalent to an annualised increase of 2.92 per cent.⁴⁰

The TIC also determined that a further increase to the basic salary should apply from 1 July 2025 based on growth in the Tasmanian WPI for the year to 31 December 2025.⁴¹ For reference, over the year to the March quarter 2025, this indicator increased by 3.2 per cent.⁴²

³⁷ Queensland Independent Remuneration Tribunal (2023), p. 1.

³⁸ Australian Capital Territory Remuneration Tribunal (2025), p. 2.

³⁹ Tasmanian Industrial Commission (2025), p. iv.

⁴⁰ Tasmanian Industrial Commission (2025), p. iv.

⁴¹ Tasmanian Industrial Commission (2025), p. B.

⁴² ABS (2025c).

Annual Wage Review Decision 2024-25

The Fair Work Commission's Annual Wage Review 2024-25 decision increased the National Minimum Wage and all modern award minimum wages by 3.5 per cent with effect from 1 July 2025.⁴³

The Tribunal's 2025 Annual Adjustment Determination of local government allowances

As a reference point, the Tribunal's *Allowance payable to Mayors, Deputy Mayors and Councillors (Victoria) Annual Adjustment Determination 2025* increased the value of allowances payable to Mayors, Deputy Mayors and Councillors by 3 per cent, effective from 1 July 2025.⁴⁴

⁴³ FWC (2025), p. 2.

⁴⁴ Tribunal (2025).

3 Tribunal's decisions



3.1 Adjustments to basic salary, additional salaries and expense allowance

The basic salary for all MPs and additional salaries for specified parliamentary office holders are designed to compensate MPs for performing their public duties. Additionally, specified parliamentary office holders receive an expense allowance to cover expenses particular to that office.⁴⁵

Having regard to all the considerations from Chapter 2, the Tribunal has decided to increase the basic salary for Victorian MPs by 3 per cent to \$211,972 per annum.

In doing so, the Tribunal was particularly mindful of the government's Wages Policy, the current financial position of the State of Victoria and recent annual movements in wages and prices in Victoria.

The Tribunal similarly decided to increase the additional salaries and expense allowances for specified parliamentary office holders by 3 per cent. The value of additional salaries ranges from \$8,479 to \$236,525 per annum, and the value of the expense allowance ranges from \$3,793 to \$64,475 per annum for eligible office holders. The full list of additional salaries and expense allowances for specified parliamentary office holders is in Schedule A of the Determination.

3.2 Adjustments to the value of work-related parliamentary allowances and the EO&C Budget

In making adjustments to the value of other work-related allowances for MPs, the Tribunal gave particular consideration to relevant price movements in the Victorian economy.

⁴⁵ Tribunal (2023), pp. 49, 51.

Adjustment to the electorate allowance

The electorate allowance is paid to all MPs to cover the costs associated with providing services to their constituents.⁴⁶ The value of the electorate allowance varies by the size of an MP's electorate, reflecting the higher costs of providing services in larger electorates.⁴⁷

The Tribunal determined to increase the value of the electorate allowance by 2.3 per cent, which is in line with the growth in the Melbourne CPI through the year to the March quarter 2025.⁴⁸ The value of the electorate allowance from 1 July 2025 ranges from \$47,716 to \$57,160 per annum.

Adjustment to the EO&C Budget

Each MP is entitled to an EO&C Budget, which is available on a reimbursement basis, to:

- cover the operating costs and maintenance of their electorate office
- facilitate communication with their electorate regarding their public duties.

The Tribunal has decided to increase the EO&C Budget from 1 July 2025 on a 'per voter' basis by 2.3 per cent, which is in line with the change in the Melbourne CPI for the year to the March quarter 2025.⁴⁹

This results in an indexation factor of 1.085, which in practice is applied to the EO&C Budget as follows:

Member of the Legislative Assembly:

$$\text{EO\&C Budget} = \left(\frac{N_V}{88} \times \$1.03 \times 1.085 \right) + (N_{ED} \times \$1.36 \times 1.085)$$

Member of the Legislative Council:

$$\text{EO\&C Budget} = \frac{N_V}{88} \times \$2.39 \times 1.085$$

where:

N_V : total number of voters enrolled in Victoria

N_{ED} : total number of voters enrolled in the electoral district that the MP represents

In 2024, the Tribunal decided to adopt a 'weighted cost' approach in adjusting the EO&C Budget to reflect higher postage costs incurred by MPs, which was based on

⁴⁶ VIRTIPS Act, s 17(3)(e).

⁴⁷ Tribunal (2023), pp. 23-24.

⁴⁸ ABS (2025b).

⁴⁹ ABS (2025b).

the annual change in the ‘postal services’ sub-group of the Melbourne CPI.⁵⁰ The Tribunal has decided to revert to its approach in the 2023 Comprehensive Determination by applying a single adjustment rate to the whole budget.⁵¹

Adjustments to travel and transport-related allowances

Travel and transport-related allowances cover work-related travel and transport expenses incurred by MPs while performing their public duties.⁵² These allowances ensure that MPs are reimbursed for costs associated with undertaking their responsibilities across various locations.

Motor vehicle allowance

The motor vehicle allowance is available to MPs who choose not to receive a fully maintained motor vehicle. MPs are expected to use this allowance to cover the costs of any necessary motor vehicle travel within Victoria related to their public duties.⁵³

The Tribunal decided to make no change to the value of the motor vehicle allowance, which remains at either \$24,015 or \$36,184 per annum depending on the size of an MPs electorate. The Tribunal was particularly mindful that the ‘transport’ group of the Melbourne CPI decreased by 1.3 per cent through the year to the March quarter 2025.⁵⁴

Commercial transport allowance

The commercial transport allowance covers the cost of transport undertaken by an MP within Australia to perform their public duties, and is available to all MPs on a reimbursement basis.⁵⁵

As with the motor vehicle allowance, the Tribunal considered changes in the ‘transport’ group of the Melbourne CPI in deciding to leave the value of the commercial transport allowance unchanged.⁵⁶ This allowance will remain between \$5,372 and \$18,507 per annum from 1 July 2025.

⁵⁰ Tribunal (2024a), p. 19.

⁵¹ Tribunal (2023), pp. 107-108.

⁵² Tribunal (2023), p. 108.

⁵³ Tribunal (2023), p. 108.

⁵⁴ ABS (2025b).

⁵⁵ Tribunal (2024b), p. 28.

⁵⁶ ABS (2025b).

Travel allowance

The travel allowance covers the costs of accommodation, meals and incidentals incurred by MPs undertaking domestic travel. This allowance is available to all MPs on a reimbursement basis.⁵⁷

In its 2023 Comprehensive Determination, the Tribunal decided that the ‘travelling allowance rate’ for overnight stays in commercial accommodation should be the same as the rate established by the Commonwealth Remuneration Tribunal. The Tribunal has maintained this alignment, and the travel allowance will continue to be adjusted in accordance with future Determinations made by the Commonwealth Remuneration Tribunal.

Parliamentary accommodation sitting allowance

The PASA supports MPs in regional electorates who choose to maintain a second residence in metropolitan Melbourne to enable them to carry out their public duties.⁵⁸ The value of this allowance varies according to the office held by the MP, if any, and is paid as a fixed amount, provided the MP meets the eligibility criteria set in the current *Members of Parliament (Victoria) Guidelines*.⁵⁹

The Tribunal has decided to set the value of the PASA between \$28,201 and \$56,401 per annum from 1 July 2025. This represents an increase of 2.3 per cent, which reflects annual growth in the Melbourne CPI (to the March quarter 2025).

International travel allowance

The international travel allowance is available to MPs to cover expenses incurred during international travel undertaken in the performance of their public duties. This allowance is available to all MPs on a reimbursement basis.⁶⁰

The Tribunal has previously adjusted this allowance in line with the annual change in the Melbourne CPI due to volatility in international travel costs.⁶¹

The Tribunal considered the ‘international holiday travel and accommodation’ sub-group of the Melbourne CPI.⁶² However, there continues to be some volatility with this indicator which limits its usefulness for adjusting the international travel allowance.

⁵⁷ Tribunal (2023), p. 64.

⁵⁸ Tribunal (2024b), p. 24.

⁵⁹ Tribunal (2024b), p. 24.

⁶⁰ Tribunal (2024b), p. 29.

⁶¹ Tribunal (2023), pp. 109-110.

⁶² ABS (2025b).

The Tribunal therefore decided to adjust the international travel allowance by 2.3 per cent in line with broader price movements.⁶³ The value of the allowance will be \$11,410 from 1 July 2025.

3.3 Conclusion

This Statement of Reasons explains the Tribunal's considerations in making the 2025 MP Annual Adjustment Determination.

In March 2025, the Tribunal published notice of its intention to make a Determination and called for submissions. The Tribunal considered each submission it received and expresses its appreciation to all those who made submissions or otherwise participated in the process and assisted the Tribunal to perform its functions.

The Tribunal has decided to:

- increase the basic salary for all MPs and the additional salaries and expense allowances for specified parliamentary office holders by 3 per cent
- increase the electorate allowance, the PASA, the international travel allowance and the EO&C Budget (on a per voter basis) by 2.3 per cent
- maintain the link between the travel allowance and the 'travelling allowance' rates set by the Commonwealth Remuneration Tribunal
- make no changes to the value of the motor vehicle and commercial transport allowances.

The Determination will take effect on 1 July 2025.

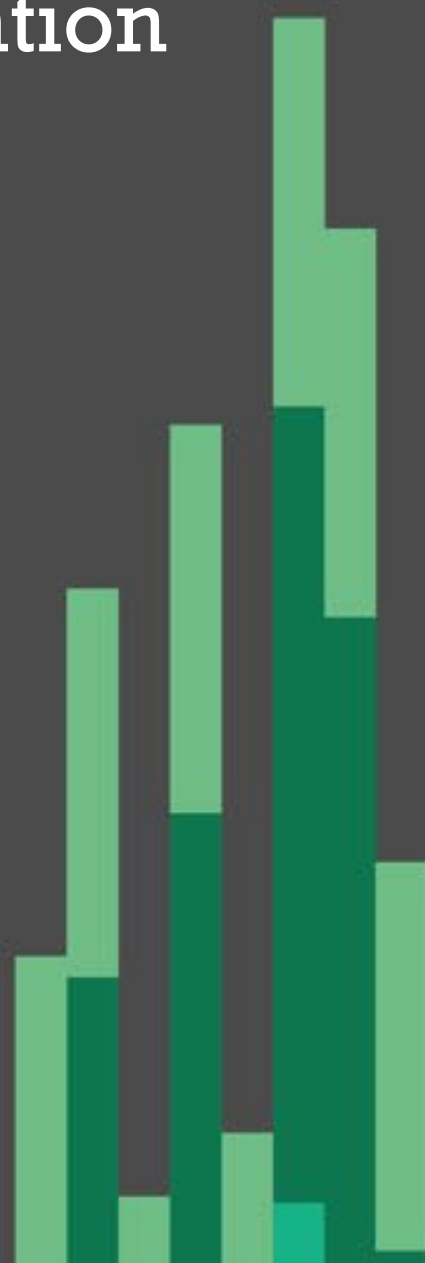
⁶³ ABS (2025b).

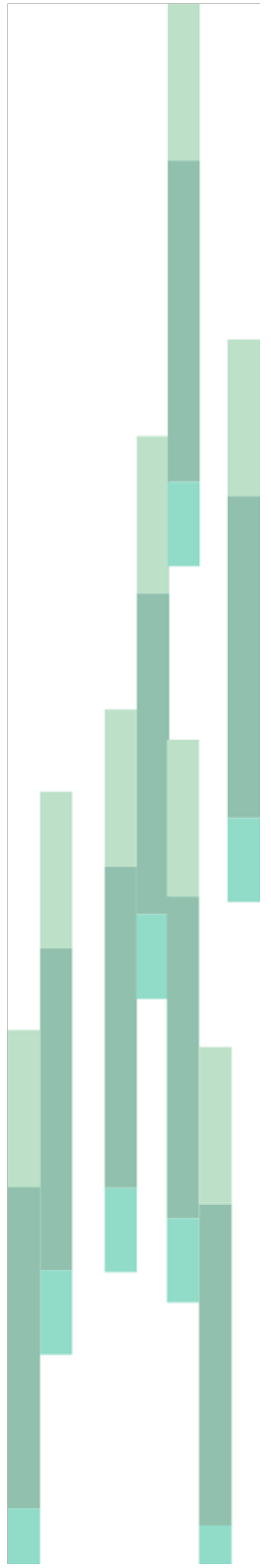
References

- ABS (Australian Bureau of Statistics) (2025a), *Australian National Accounts: National Income, Expenditure and Product*, March 2025.
- (2025b), *Consumer Price Index, Australia*, March quarter 2025.
- (2025c), *Wage Price Index, Australia*, March quarter 2025.
- Australian Capital Territory Remuneration Tribunal (2025), *Determination 4 of 2025 – Members of the ACT Legislative Assembly*, 31 March 2025.
- DTF (Department of Treasury and Finance) (2025), *Victorian Budget 2025-26 – Budget Paper No. 2: Strategy and Outlook*.
- Fair Work Commission (2025), *Decision – Annual Wage Review 2025*.
- Industrial Relations Victoria (2023), *Wages Policy and the Enterprise Bargaining Framework*, accessed 16 June 2025.
- Queensland Independent Remuneration Tribunal (2023), *Review of Annual and Additional Salary – Members of the Queensland Legislative Assembly 2023*, 8 December 2023.
- RBA (Reserve Bank of Australia) (2025), *Statement on Monetary Policy – May 2025*.
- State Government of Victoria (2025), *Independent Review of the Victorian Public Service - Terms of Reference*, <https://www.vic.gov.au/vps-review>, accessed 23 June 2025.
- Tasmanian Industrial Commission (2025), *Report into Parliamentary Salaries and Allowances – May 2025*.
- Tribunal (Victorian Independent Remuneration Tribunal) (2023), *Members of Parliament (Victoria) Determination No. 01/2023*.
- (2024a), *Members of Parliament (Victoria) Annual Adjustment Determination 2024*.
- (2024b), *Members of Parliament (Victoria) Guidelines No. 02/2024*.
- (2025), *Allowance payable to Mayors, Deputy Mayors and Councillors (Victoria) Annual Adjustment Determination 2025*.

Victorian
Independent
Remuneration
Tribunal

Members of Parliament (Victoria) Annual Adjustment Determination 2025





Victorian Independent Remuneration Tribunal and Improving Parliamentary Standards Act 2019 (Vic)

Part 3—Determinations for annual adjustments in relation to Members.

Members of Parliament (Victoria) Annual Adjustment Determination 2025



A. Pursuant to section 18(1) of the *Victorian Independent Remuneration Tribunal and Improving Parliamentary Standards Act 2019* (Vic) (VIRTIPS Act), the Tribunal determines to make the following adjustments to the *Members of Parliament (Victoria) Determination No. 01/2023*:

A.1 Delete '\$205,798' in clause 5.1 and replace it with '\$211,972'.

A.2 Delete '\$46,643' in clause 8.1(a) and replace it with '\$47,716'.

A.3 Delete '\$50,643' in clause 8.1(b) and replace it with '\$51,808'.

A.4 Delete '\$55,875' in clause 8.1(c) and replace it with '\$57,160'.

A.5 Delete '\$55,133' in clause 9.1(a) and replace it with '\$56,401'.

A.6 Delete '\$48,241' in clause 9.1(b) and replace it with '\$49,351'.

A.7 Delete '\$41,347' in clause 9.1(c) and replace it with '\$42,298'.

A.8 Delete '\$27,567' in clause 9.1(d) and replace it with '\$28,201'.

A.9 Delete '\$11,153' in clause 13.1 and replace it with '\$11,410'.

A.10 Delete '1.061' and replace it with '1.085' in:

- clause 14.1 (a) i., and
- clause 14.1 (a) ii., and
- clause 14.1 (b)., and
- clause 14.2 (b) i.

A.11 Delete the table in Schedule A and replace it with the table in Schedule A of this *Members of Parliament (Victoria) Annual Adjustment Determination 2025*.

B. This Determination commences on 1 July 2025.

C. The *Members of Parliament (Victoria) Determination No. 01/2023* as varied is available on the Tribunal's website.



Warren McCann

Chair

Victorian Independent
Remuneration Tribunal



Laurinda Gardner

Member

Victorian Independent
Remuneration Tribunal



Gregory Wilson

Member

Victorian Independent
Remuneration Tribunal

Date: 30 June 2025

Schedule A — Additional salary and expense allowance rates

Column 1 Specified parliamentary office holder	Column 2 Additional salary from 1 July 2025 (\$ per annum)	Column 3 Expense allowance from 1 July 2025 (\$ per annum)
Premier	236,525	64,475
Deputy Premier	200,038	24,652
Any other responsible Minister of the Crown	178,171	18,964
Leader of the Opposition	178,171	18,964
President	155,633	7,586
Speaker	155,633	7,586
Deputy President	59,799	3,793
Deputy Speaker	59,799	3,793
Deputy Leader of the Opposition in the Assembly	85,235	3,793
Leader of the Opposition in the Council	85,235	3,793
Leader of the Third Party (unless they are also the Leader or Deputy Leader of the Opposition or a Minister of the Crown)	85,235	3,793
Cabinet Secretary	85,235	3,793
Parliamentary Secretary to the Premier	59,799	3,793
A Shadow Minister	18,522	13,275
Government Whip in the Assembly	38,154	0
Deputy Government Whip in the Assembly	21,196	0
Deputy Leader of the Opposition in the Council	38,154	0
A Parliamentary Secretary (other than the Parliamentary Secretary to the Premier)	49,200	3,793
Deputy Leader of the Third Party (unless they are also the Leader or Deputy Leader of the Opposition or a Minister of the Crown)	38,154	0
Government Whip in the Council	23,317	0
Opposition Whip in the Assembly	23,317	0
Opposition Whip in the Council	23,317	0
Whip of the Third Party in the Assembly	23,317	0
Whip of the Third Party in the Council	23,317	0
Secretary of the Party forming the Government	8,479	0
Secretary of the Opposition Party	8,479	0
Secretary of the Third Party	8,479	0

Chairperson of the Public Accounts and Estimates Committee	42,395	0
Chairperson of the Scrutiny of Acts and Regulations Committee	31,796	0
Chairperson of the Integrity and Oversight Committee	31,796	0
Chairperson of a standing committee appointed under standing order of the Assembly or the Council	21,196	0
Chairperson of a Joint Investigatory Committee within the meaning of the <i>Parliamentary Committees Act 2003</i> (Vic) which is not otherwise provided for in this table	21,196	0
Chairperson of joint select committee when resolution establishing committee so provides that chairperson is entitled	10,599	0
Deputy chairperson of the Public Accounts and Estimates Committee	8,479	0
Deputy chairperson of the Scrutiny of Acts and Regulations Committee	8,479	0
Deputy chairperson of the Integrity and Oversight Committee	8,479	0